Custom Canopy China

3M x 4.5M Folding Marquee

Please Note:
All artwork is printed in CMYK colourspace
Please Convert all PMS or RGB artwork to an equivalent CMYK breakup

Please be aware that slight colour variation may occur in the printing process from a monitor output.
Place artwork in the designated layer of this document

This template is designed at a 10% scale of the final product.
Rasterised artwork supplied at 300dpi to suit this template size is the minimum requirement for a high quality final print

ROOF & VALANCE PANELS

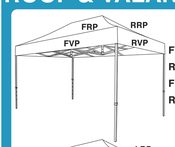

FRONT VIEW

FVP - Front Valance Panel
RVP - Right Valance Panel
FRP - Front Roof Panel
RRP - Right Roof Panel

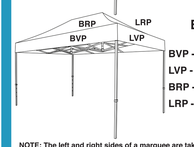

BACK VIEW

BVP - Front Valance Panel
LVP - Right Valance Panel
BRP - Front Roof Panel
LRP - Right Roof Panel

NOTE: The left and right sides of a marquee are taken from the front perspective

LEFT ROOF PANEL

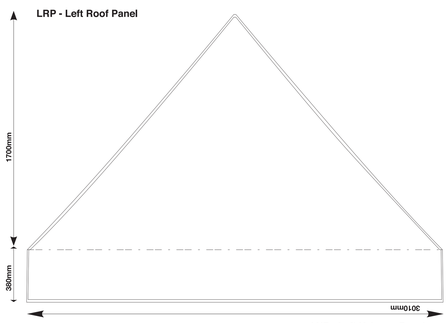

FRONT ROOF PANEL

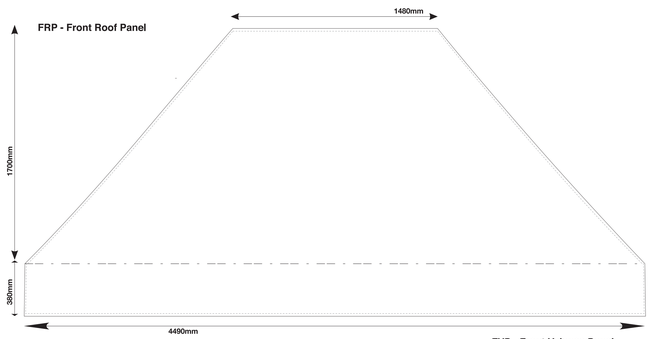

RIGHT ROOF PANEL

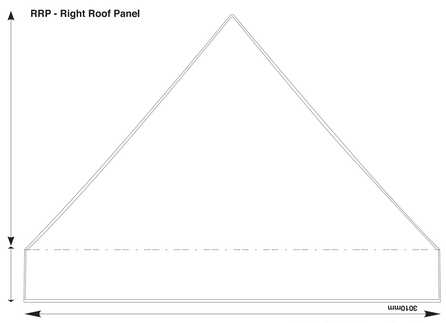

BACK ROOF PANEL

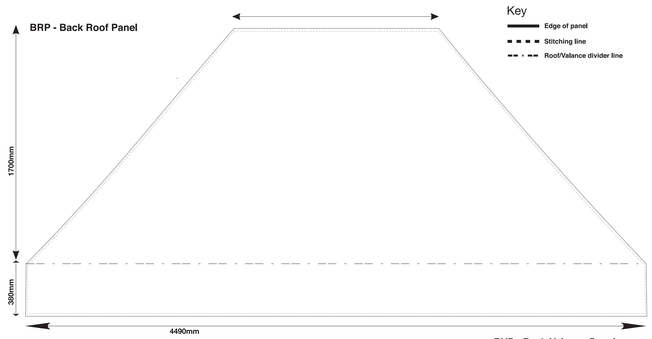

Key
Edge of panel
Stitching line
Roof/Valance divider line

LVP - Left Valance Panel | FVP - Front Valance Panel | RVP - Right Valance Panel | BVP - Back Valance Panel

LEFT VALANCE PANEL | FRONT VALANCE PANEL | RIGHT VALANCE PANEL | BACK VALANCE PANEL

INSIDE FULL WALLS

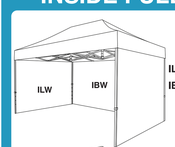

FRONT VIEW

ILW - Inside Left Wall
IBW - Inside Back Wall

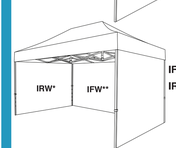

BACK VIEW

IFW - Inside Front Wall
IRW - Inside Back Wall

*Viewing this marquee from the front, this wall is on the right hand side
**Viewing this marquee from the front, this wall is at the front

Key
Edge of panel
Stitching line

LEFT WALL INSIDE PANEL

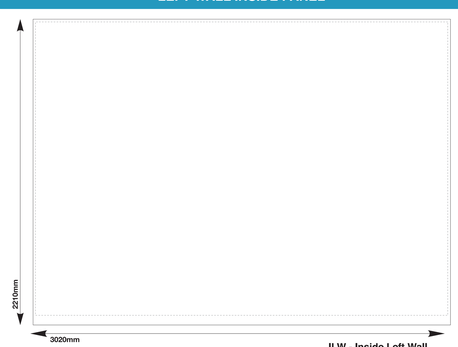

ILW - Inside Left Wall

FRONT WALL INSIDE PANEL

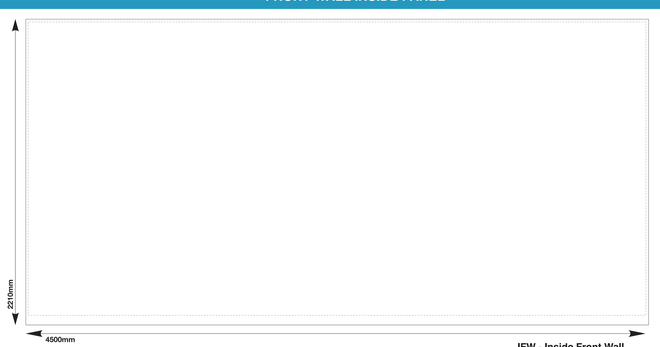

IFW - Inside Front Wall

RIGHT WALL INSIDE PANEL

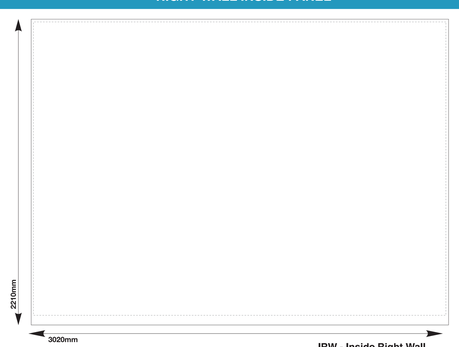

IRW - Inside Right Wall

BACK WALL INSIDE PANEL

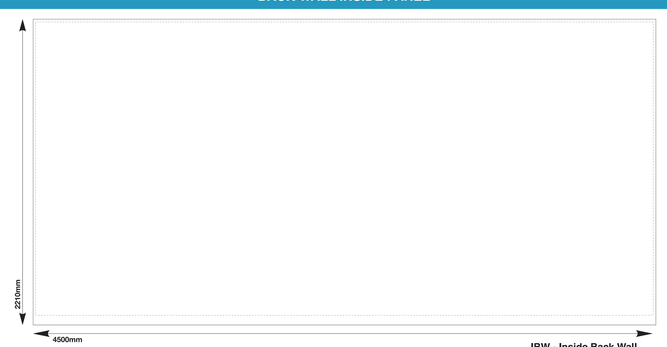

IBW - Inside Back Wall

NOTE: THESE ARE THE INSIDE & OUTSIDE PANELS OF THE LEFT SIDE WALL SEEN FROM THE FRONT OF THE MARQUEE

NOTE: THESE ARE THE INSIDE & OUTSIDE PANELS OF THE FRONT SIDE WALL SEEN FROM THE FRONT OF THE MARQUEE

NOTE: THESE ARE THE INSIDE & OUTSIDE PANELS OF THE RIGHT SIDE WALL SEEN FROM THE FRONT OF THE MARQUEE

NOTE: THESE ARE THE INSIDE & OUTSIDE PANELS OF THE BACK SIDE WALL SEEN FROM THE FRONT OF THE MARQUEE

OUTSIDE FULL WALLS

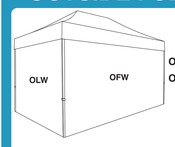

FRONT VIEW

OLW - Outside Left Wall
OFW - Outside Front Wall

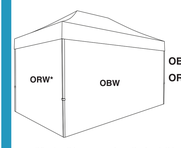

BACK VIEW

OBW - Outside Back Wall
ORW - Outside Right Wall

*Viewing this marquee from the front, this wall is on the right hand side

Key
Edge of panel
Stitching line

LEFT WALL OUTSIDE PANEL



OLW - Outside Left Wall

FRONT WALL OUTSIDE PANEL



OFW - Outside Front Wall

RIGHT WALL OUTSIDE PANEL

ORW - Outside Right Wall

BACK WALL OUTSIDE PANEL



OBW - Outside Back Wall

INSIDE HALF WALLS

FRONT VIEW

ILH - Outside Left Half
IBH - Outside Back Half

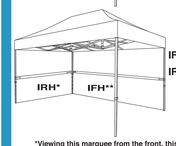

BACK VIEW

IFH - Outside Front Half
IRH - Outside Right Half

*Viewing this marquee from the front, this wall is on the right hand side
**Viewing this marquee from the front, this wall is at the front

LEFT HALF-WALL INSIDE PANEL



ILH - Inside Left Half

FRONT HALF-WALL INSIDE PANEL



IFH - Intside Front Half

RIGHT HALF-WALL INSIDE PANEL



IRH - Inside Right Half

BACK HALF-WALL INSIDE PANEL



IBH - Intside Back Half

Key
Edge of panel
Stitching line
Top of the half wall

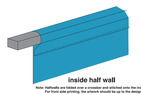

Inside half wall
Note: Halfwalls are folded over a crossbar and stitched onto the inside side. For front side printing, the artwork should tap up to the designated 'top of the halfwall' line, inside wall artwork should finish at the stitching line

OUTSIDE HALF WALLS

FRONT VIEW

OLH - Outside Left Half
OFH - Outside Back Half

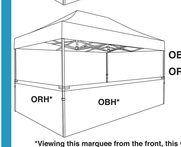

BACK VIEW

OBH - Outside Back Half
ORH - Outside Right Half

*Viewing this marquee from the front, this wall is on the right hand side

LEFT HALF-WALL OUTSIDE PANEL

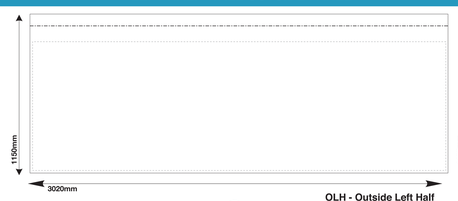

OLH - Outside Left Half

FRONT HALF-WALL OUTSIDE PANEL

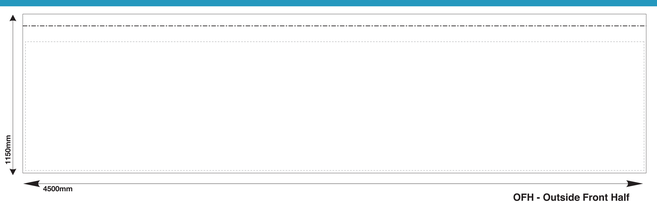

OFH - Outside Front Half

RIGHT HALF-WALL OUTSIDE PANEL



ORH - Outside Right Half

BACK HALF-WALL OUTSIDE PANEL

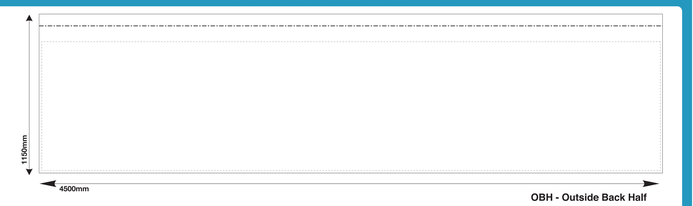

OBH - Outside Back Half

Key
Edge of panel
Stitching line
Top of the half wall

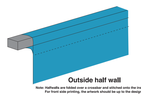

Outside half wall
Note: Halfwalls are folded over a crossbar and stitched onto the inside side. For front side printing, the artwork should tap up to the designated 'top of the halfwall' line, inside wall artwork should finish at the stitching line

Custom Canopy China

3M x 4.5M Folding Marquee

Please Note:
All artwork is printed in CMYK colourspace
Please Convert all PMS or RGB artwork to an equivalent CMYK breakup

Please be aware that slight colour variation may occur in the printing process from a monitor output.
Place artwork in the designated layer of this document

This template is designed at a 10% scale of the final product.
Rasterised artwork supplied at 300dpi to suit this template size is the minimum requirement for a high quality final print

ROOF & VALANCE PANELS

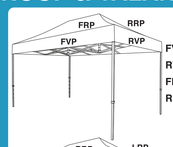

FRONT VIEW

FVP - Front Valance Panel
RVP - Right Valance Panel
FRP - Front Roof Panel
RRP - Right Roof Panel

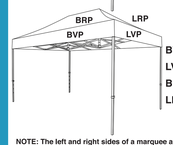

BACK VIEW

BVP - Front Valance Panel
LVP - Right Valance Panel
BRP - Front Roof Panel
LRP - Right Roof Panel

NOTE: The left and right sides of a marquee are taken from the front perspective

LEFT ROOF PANEL

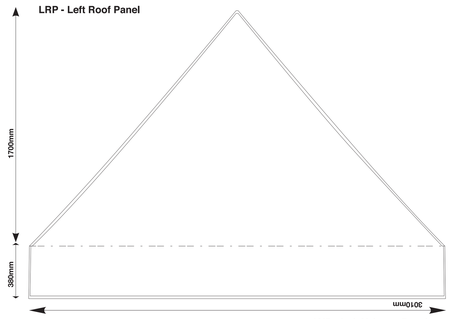

FRONT ROOF PANEL

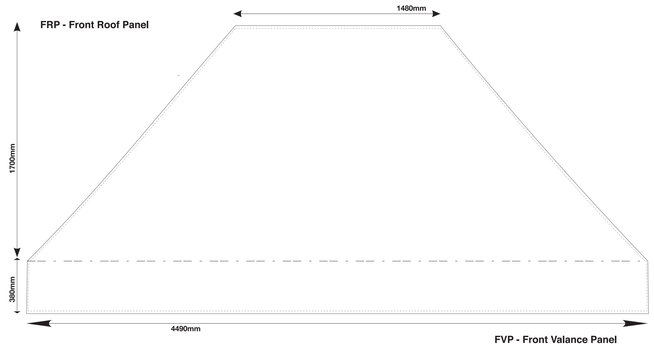

RIGHT ROOF PANEL

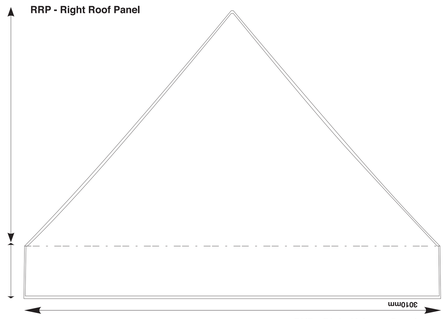

BACK ROOF PANEL

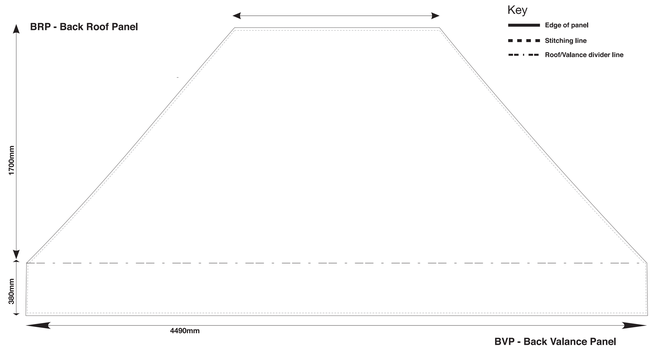

Key
Edge of panel
Stitching line
Roof/Valance divider line

LVP - Left Valance Panel

FVP - Front Valance Panel

RVP - Right Valance Panel

BVP - Back Valance Panel

LEFT VALANCE PANEL | FRONT VALANCE PANEL | RIGHT VALANCE PANEL | BACK VALANCE PANEL

INSIDE FULL WALLS

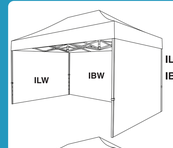

FRONT VIEW

ILW - Inside Left Wall
IBW - Inside Back Wall

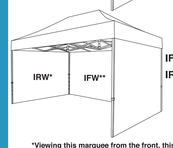

BACK VIEW

IFW - Inside Front Wall
IRW - Inside Back Wall

*Viewing this marquee from the front, this wall is on the right hand side
**Viewing this marquee from the front, this wall is at the front

Key
Edge of panel
Stitching line

LEFT WALL INSIDE PANEL

ILW - Inside Left Wall

FRONT WALL INSIDE PANEL



IFW - Inside Front Wall

RIGHT WALL INSIDE PANEL

IRW - Inside Right Wall

BACK WALL INSIDE PANEL



IBW - Inside Back Wall

NOTE: THESE ARE THE INSIDE & OUTSIDE PANELS OF THE LEFT SIDE WALL SEEN FROM THE FRONT OF THE MARQUEE

NOTE: THESE ARE THE INSIDE & OUTSIDE PANELS OF THE FRONT SIDE WALL SEEN FROM THE FRONT OF THE MARQUEE

NOTE: THESE ARE THE INSIDE & OUTSIDE PANELS OF THE RIGHT SIDE WALL SEEN FROM THE FRONT OF THE MARQUEE

NOTE: THESE ARE THE INSIDE & OUTSIDE PANELS OF THE BACK SIDE WALL SEEN FROM THE FRONT OF THE MARQUEE

OUTSIDE FULL WALLS

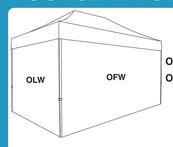

FRONT VIEW

OLW - Outside Left Wall
OFW - Outside Front Wall

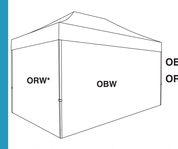

BACK VIEW

OBW - Outside Back Wall
ORW - Outside Right Wall

*Viewing this marquee from the front, this wall is on the right hand side

Key
Edge of panel
Stitching line

LEFT WALL OUTSIDE PANEL



OLW - Outside Left Wall

FRONT WALL OUTSIDE PANEL



OFW - Outside Front Wall

RIGHT WALL OUTSIDE PANEL

ORW - Outside Right Wall

BACK WALL OUTSIDE PANEL



OBW - Outside Back Wall

INSIDE HALF WALLS

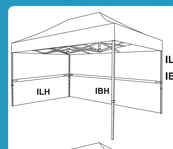

FRONT VIEW

ILH - Outside Left Half
IBH - Outside Back Half

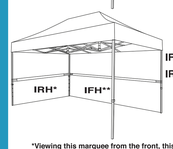

BACK VIEW

IFH - Outside Front Half
IRH - Outside Right Half

*Viewing this marquee from the front, this wall is on the right hand side
**Viewing this marquee from the front, this wall is at the front

Key
Edge of panel
Stitching line
Top of the half wall

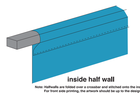

Inside half wall

Note: Halfwalls are folded over a crossbar and attached onto the inside side. For front side printing, the artwork should fly up to the designated "top of the half wall". For back side printing, the artwork should fly down to the stitching line. The inside wall artwork should finish at the stitching line

LEFT HALF-WALL INSIDE PANEL



ILH - Inside Left Half

FRONT HALF-WALL INSIDE PANEL

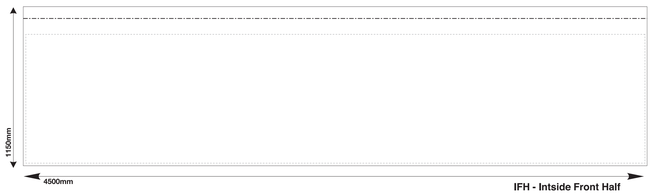

IFH - Intside Front Half

RIGHT HALF-WALL INSIDE PANEL



IRH - Inside Right Half

BACK HALF-WALL INSIDE PANEL

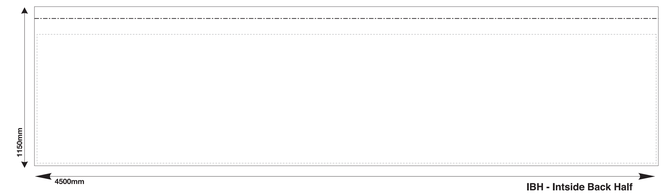

IBH - Intside Back Half

OUTSIDE HALF WALLS

FRONT VIEW

OLH - Outside Left Half
OFH - Outside Back Half

BACK VIEW

OBH - Outside Back Half
ORH - Outside Right Half

*Viewing this marquee from the front, this wall is on the right hand side

Key
Edge of panel
Stitching line
Top of the half wall

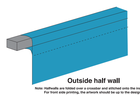

Outside half wall

Note: Halfwalls are folded over a crossbar and attached onto the inside side. For front side printing, the artwork should fly up to the designated "top of the half wall". For back side printing, the artwork should fly down to the stitching line. The inside wall artwork should finish at the stitching line

LEFT HALF-WALL OUTSIDE PANEL

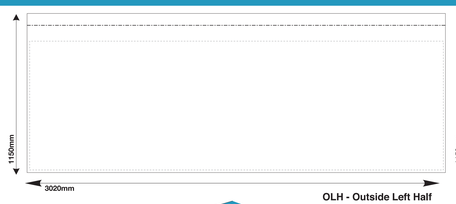

OLH - Outside Left Half

FRONT HALF-WALL OUTSIDE PANEL

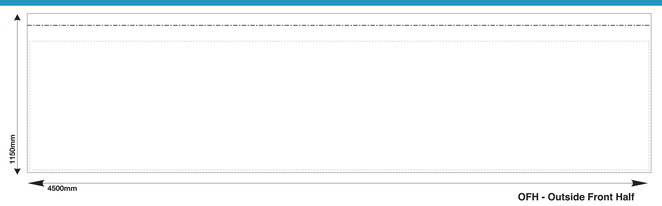

OFH - Outside Front Half

RIGHT HALF-WALL OUTSIDE PANEL

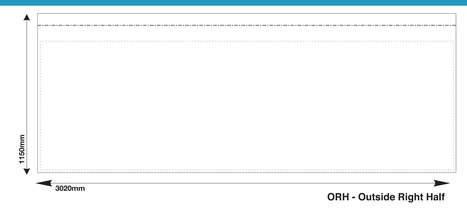

ORH - Outside Right Half

BACK HALF-WALL OUTSIDE PANEL

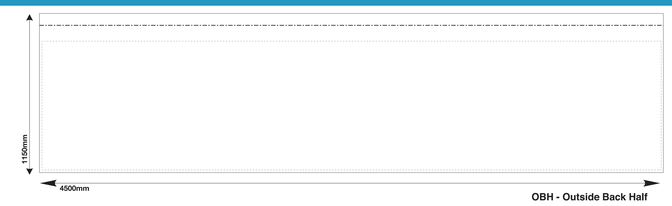

OBH - Outside Back Half